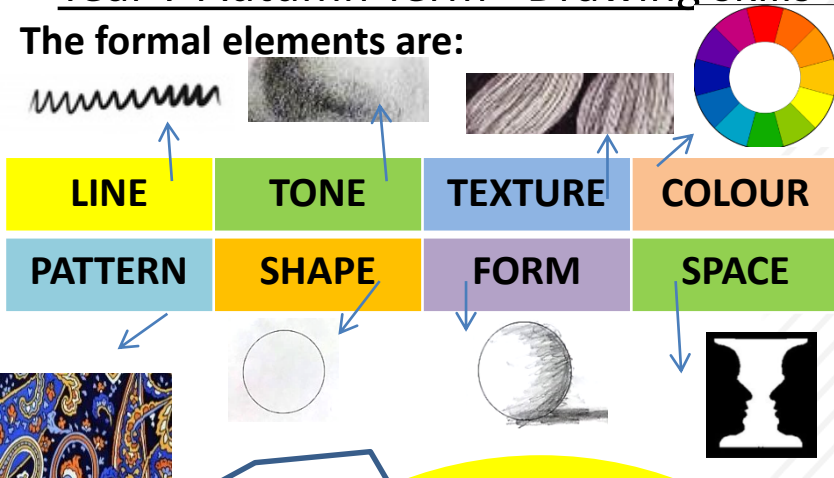


Year 7 Autumn Term– Drawing skills

The formal elements are:



Your sketchbook...

- Fill every page to show your ideas.
- Make sure you date each page.
- Glue everything in immediately.
- A great place to test techniques and research the work of others.
- Keep notes, sketch. Be creative! Take risks..
- Keep a record of your artwork.

Project Tips:

- Draw lightly and correct mistakes.
- Draw big shapes first and detail last.
- Sharp pencil
- Use little circles to add TONE.
- Have a range of tone (At least 5 different tones)
- No smudging
- Where is your light source?
- Show CONTRASTS in tone.
- NO HARD OUTLINES



Andrea Joseph



- Self-taught artist
- Lives in Derbyshire.
- Draws in ball point pen.
- Her style requires patience and persistence because some of her drawings take up to 20 hours of work!

She draws everyday items, filling her sketchbook pages. She also uses **crosshatching** to build up lots of **tone and 3D form**. The direction of **line** shows **texture** and enhances **form**.

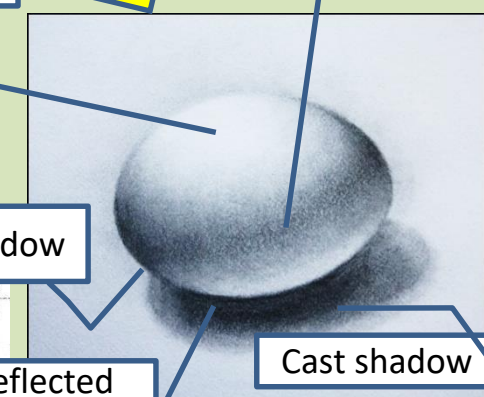
60% looking
40% drawing!

Crosshatching.
Using overlapping line to create tone.




Try it:

- Create a tonal bar (like the ones below)
- Place an egg in the window or near a light. Sketch lightly and add



Pencil Gradings:

Softer pencils are darker but need sharpening more often. A 2B is great for most drawing.



Construction Lines (Used to help build up your drawing accurately)

Research:

Watch 'start drawing' by Paul Priestly on YouTube for step-by-step drawing tutorials to try out and improve your skills!

The links below are about the artist:

- <https://www.youtube.com/watch?v=eBKW3FVcQ8I>
- <https://www.youtube.com/watch?v=eBKW3FVcQ8I>



Line	A path left by a moving point e.g. a pencil or brush dipped in paint. It can take many forms such as horizontal, diagonal or curved.
Shape	An area enclosed by line; it can be an outline or shaded in.
Form	A 3D shape such as a sphere; it can be real or an illusion created with shading .
Proportion	The size of something in relation to something else.
Texture	The surface quality of something; the way it looks or feels. Actual texture really exists so you can touch or feel it. Implied texture is using different marks to represent real texture.
Tone	The lightness of darkness of something.