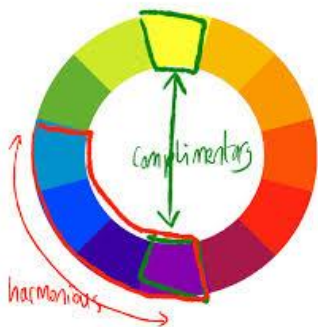


Year 8 Spring Term– 2D and 3D skills

Colour theory:



Harmonious colours work really well together and are next to each other on the colour wheel.

Complementary colours clash and are opposite on the colour wheel.

Your sketchbook...

Make sure you date each page.


Glue everything in immediately.

Show your ideas and take a risk.

- A great place to test techniques and research the work of others.
- Explore media and try out your ideas.
- Be creative!

Project Tips:

- Draw lightly and correct mistakes as you go.
- Mix and test the colours you intend to use.
- Trial your ideas out through drawing different compositions. You can draw your designs inside different shapes to vary the composition. Trail some ideas in the shapes below.



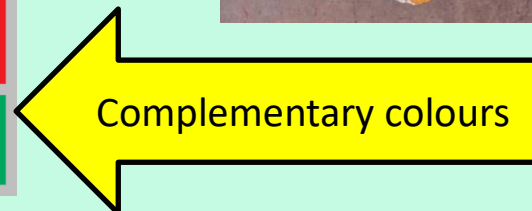

Amy Eisenfeld-Genser

- Amy rolls and folds paper to create the small tubes used in her work.
- Amy's work is based on the underwater reef.
- Amy creates three dimensional paper collages.



Try it:

- Create a coral reef inspired sculpture. Use recycled or found objects like sponges and bottle tops.
- Create your own coral inspired piece of work only using harmonious colours .
- Create a piece of work only using complementary colours.



Clay Pinch pot.

A **pinch pot** is a simple form of hand-made pottery.



Composition	The placement or arrangement of the object or subject.
Three dimensional	A shape or object that appears to have length, width and depth.
Transcription	A copy of an artist work used to support you to explore the artist's style and technique.
Ceramics	The art of creating useful and/or decorative objects from clay.
Slip	Is a mixture of clay and water that can be used to stick two pieces of clay together. It acts almost like glue and is used in a similar way.