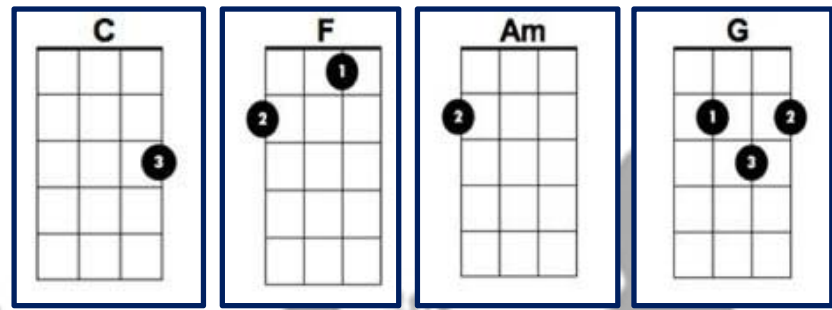


**Chord** – two or more notes played together



Amplifier (Amp)



Vocal Microphone



Jack Lead

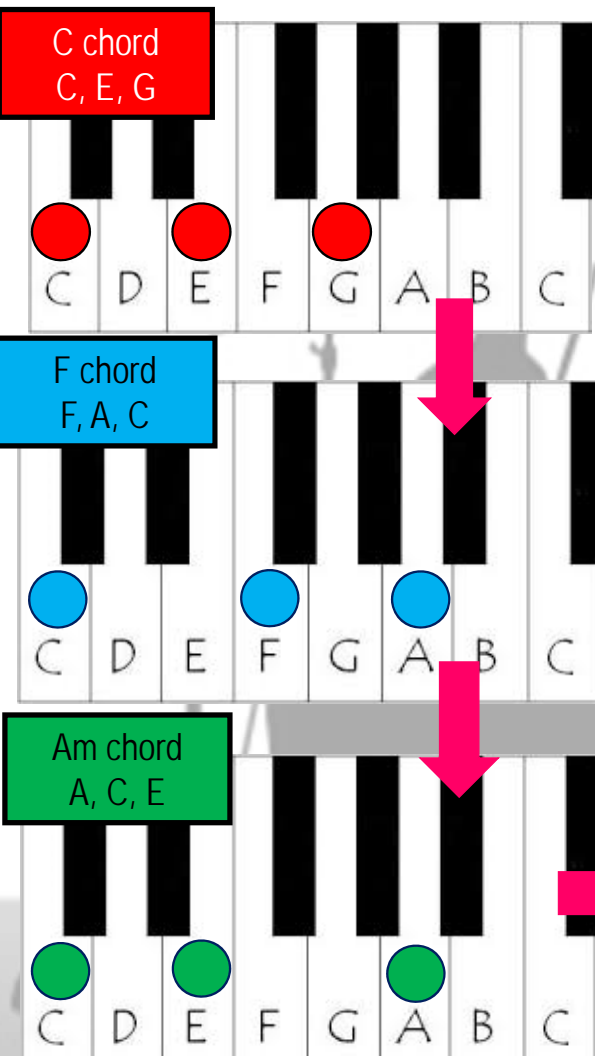


XLR Lead

**Riff** – short repeated pattern  
**Drum fill** – a short break that 'fills' in the gaps  
**Bassline** – a low pitched instrumental part usually played by a bass guitar  
**Major** – happy sound  
**Minor** – sad sound

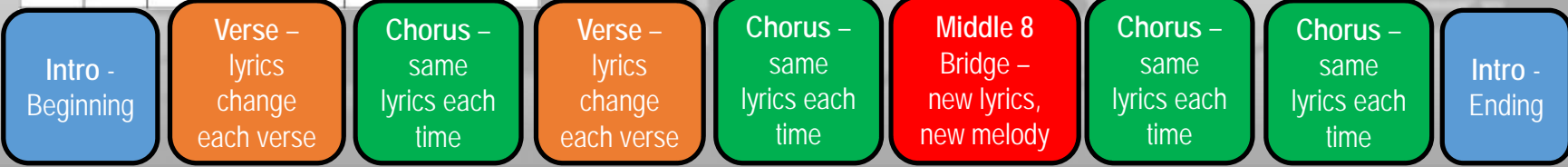
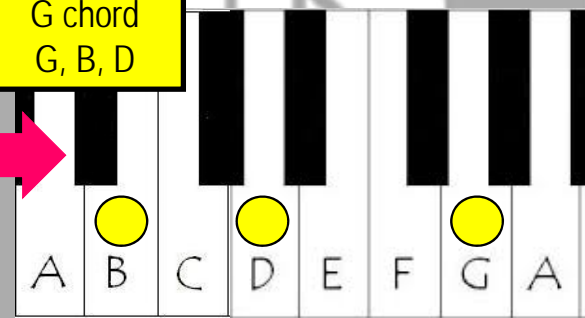
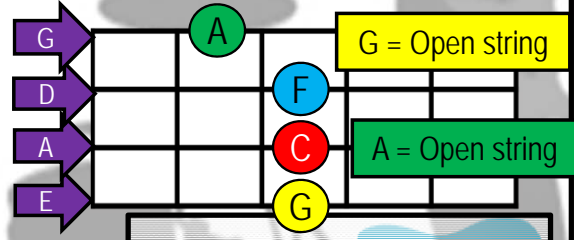


<https://www.youtube.com/watch?v=6JCLY0Rlx6Q>



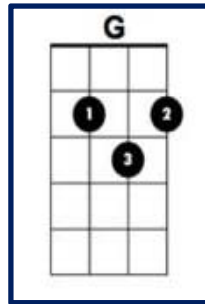
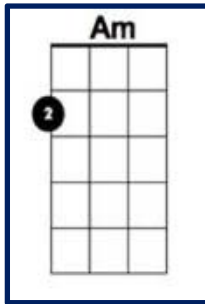



Bass guitar notes

G chord  
G, B, D



Pop song structure





Listen to the tracks and discuss the following questions in your bands:

- **What stays the same?**

The tune (melody)

Lyrics

The chords

- **What is varied?**

The tempo (speed)

The drum beat

The accompaniment

The instrumentation

Extra section ie rap

The texture

Objectives: - To identify which musical features are varied in the cover versions of "shut up and dance."  
- To experiment with some of these ideas within your own bands to create an original version

# Shut up and Dance covers

[https://www.youtube.com/watch?v=hyP\\_590dcos](https://www.youtube.com/watch?v=hyP_590dcos)

<https://www.youtube.com/watch?v=-HHRqa4VoAA> (a cappella version)

<https://www.youtube.com/watch?v=trguvBD9K9M> (bluegrass version)

<https://www.youtube.com/watch?v=ACPoj5a2-dc>