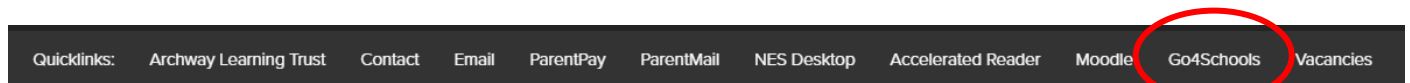
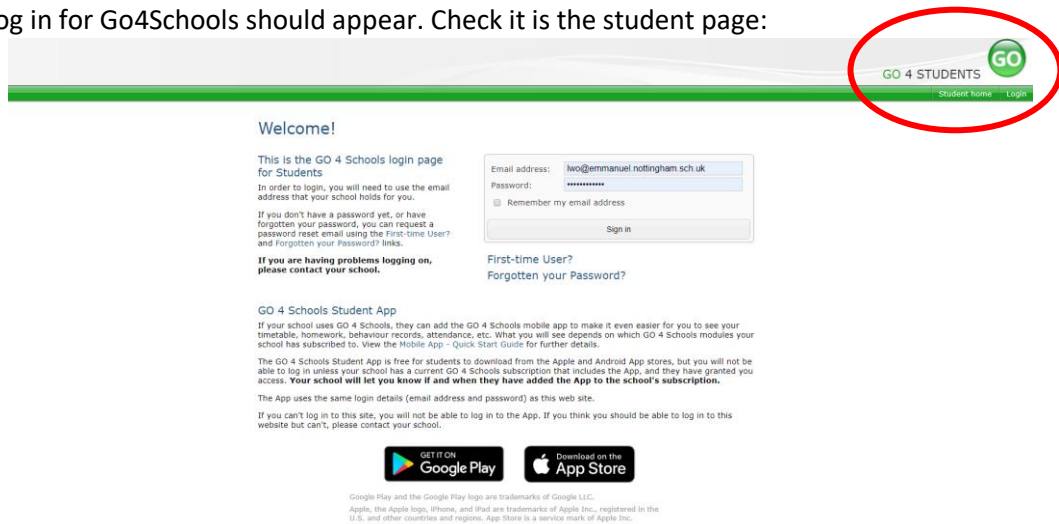


Accessing Go4Schools

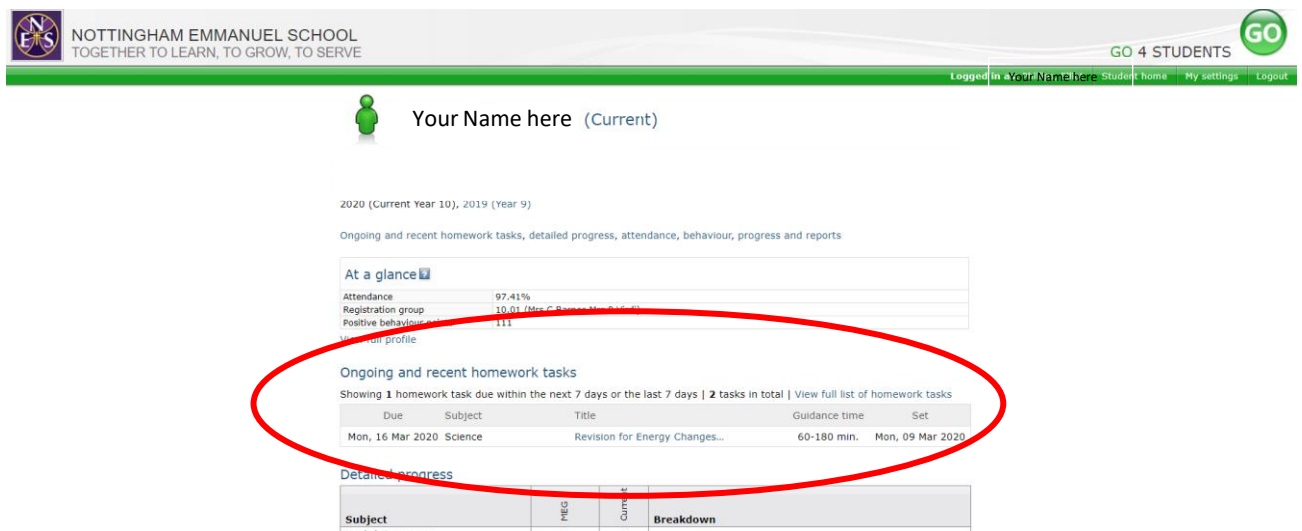
1. Go to www.emmanuel.nottingham.sch.uk
2. Scroll down to the bottom of the page and click on **Go4Schools** (this might be covered by a cookies pop-up. If so, click OK and the links will appear).



3. The page to log in for Go4Schools should appear. Check it is the student page:



4. Type in your school email address and the password that you use for Go4Schools. If you have forgotten this, please click on 'forgotten your password' and follow the instructions to re-set.
5. Once your page pops up, you will need to check your homework which is shown below:



6. Your homework tasks will be shown in the order that they are due but you can do them in whichever order works for you. Try using your school timetable and doing some work from the subjects that you would have on that day.
7. If you are unsure or need any help, please email your teacher/Year Leader.