




Year 8 Summer Term- Pop Art



Project Tips:
 Use bright colours.
 Organise your Ben-Day dots.
 Use bold outlines.

Roy Lichtenstein

- Born in New York in 1923.
- He created work inspired by comic strips and every day objects.
- He was one of a group of artists making art in the 1960s who were called **pop artists** because they made art about 'popular' things such as TV, celebrities, fast food, pop music and cartoons.



Andy Warhol's soup can is a very famous piece of Pop Art.

- Can you create your own Pop Art inspired can?
- Create your own name and food product.
- Include elements such as:
- Bright colours, bold outlines, a name/ logo, Ben-Day dots.



Card board relief.



You can build almost any area or shape when using this technique.

<u>Pop Art</u>	This style started in the 1950's. This style of Art based on popular culture.
<u>Mass Production</u>	The manufacture of a product in large numbers at a low cost.
<u>Card board relief</u>	Shapes carved or stacked on a surface which allows it to stand out from the surrounding background.
<u>Ben-Day dots</u>	Ben-Day dots (named after illustrator and printer Benjamin Day) were a way of printing colour very cheaply meaning that teenagers could have access to comic books.